

➔ 133 cm²

LOOP CARDS
AREA & PERIMETER
OF CIRCLES

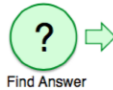


CARD A

A plate has a diameter of 13 cm.
Calculate the circumference of
the plate.

Answer to 3 significant figures

SET 1



www.maths4everyone.com

➔ 20.6 cm

LOOP CARDS
AREA & PERIMETER
OF CIRCLES




CARD B

A wheel has a radius of 9 cm.
Calculate the circumference of
the wheel.

Answer to 3 significant figures

SET 1



www.maths4everyone.com

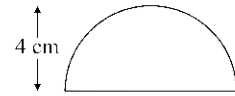
➔ 36.8 cm

LOOP CARDS
AREA & PERIMETER
OF CIRCLES




CARD C

Calculate the area of the semi-
circle.



Answer to 3 significant figures

SET 1



www.maths4everyone.com

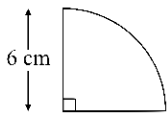
➔ 50.3 cm²

LOOP CARDS
AREA & PERIMETER
OF CIRCLES




CARD D

Calculate the perimeter of the
quadrant.



Answer to 3 significant figures

SET 1



www.maths4everyone.com

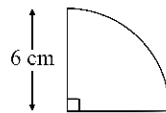
➔ 84.8 cm²

LOOP CARDS
AREA & PERIMETER
OF CIRCLES



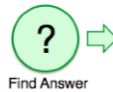
CARD E

Calculate the area of the
quadrant.



Answer to 3 significant figures

SET 1



www.maths4everyone.com

➔ 88.4 cm²

LOOP CARDS
AREA & PERIMETER
OF CIRCLES




CARD F

A wheel has a radius of 9 cm.
Calculate the area of the wheel.

Answer to 3 significant figures

SET 1



www.maths4everyone.com

➔ 254 cm²

LOOP CARDS
AREA & PERIMETER
OF CIRCLES




CARD G

Calculate the perimeter of the
semi-circle.



Answer to 3 significant figures

SET 1



www.maths4everyone.com

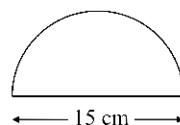
➔ 38.5 cm²

LOOP CARDS
AREA & PERIMETER
OF CIRCLES




CARD H

Calculate the perimeter of the
semi-circle.



Answer to 3 significant figures

SET 1



www.maths4everyone.com

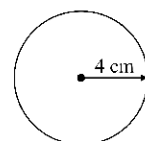
➔ 40.8 cm

LOOP CARDS
AREA & PERIMETER
OF CIRCLES




CARD I

Calculate the area of the circle.



Answer to 3 significant figures

SET 1



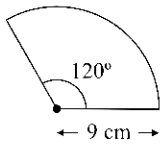
www.maths4everyone.com

➔ 21.4 cm


LOOP CARDS
AREA & PERIMETER OF CIRCLES

☆☆☆ **CARD J**

Calculate the area of the shape.



Answer to 3 significant figures

SET 1  ➔
Find Answer

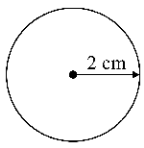
www.maths4everyone.com

➔ 22.0 cm


LOOP CARDS
AREA & PERIMETER OF CIRCLES

☆☆☆ **CARD K**

Calculate the circumference of the circle.



Answer to 3 significant figures

SET 1  ➔
Find Answer

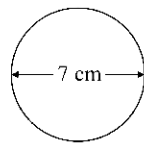
www.maths4everyone.com

➔ 28.3 cm²


LOOP CARDS
AREA & PERIMETER OF CIRCLES

☆☆☆ **CARD L**

Calculate the circumference of the circle.



Answer to 3 significant figures

SET 1  ➔
Find Answer

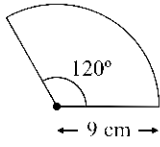
www.maths4everyone.com

➔ 38.6 cm


LOOP CARDS
AREA & PERIMETER OF CIRCLES

☆☆☆ **CARD M**

Calculate the perimeter of the shape.



Answer to 3 significant figures

SET 1  ➔
Find Answer

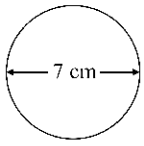
www.maths4everyone.com

➔ 12.6 cm


LOOP CARDS
AREA & PERIMETER OF CIRCLES

☆☆☆ **CARD N**

Calculate the area of the circle.



Answer to 3 significant figures

SET 1  ➔
Find Answer

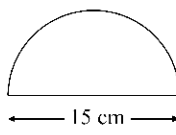
www.maths4everyone.com

➔ 25.1 cm²


LOOP CARDS
AREA & PERIMETER OF CIRCLES

☆☆☆ **CARD O**

Calculate the area of the semi-circle.



Answer to 3 significant figures

SET 1  ➔
Find Answer

www.maths4everyone.com


➔ 56.5 cm

LOOP CARDS
AREA & PERIMETER OF CIRCLES

☆☆☆ **CARD P**

A plate has a diameter of 13 cm.
Calculate the area of the plate.

Answer to 3 significant figures

SET 1  ➔
Find Answer

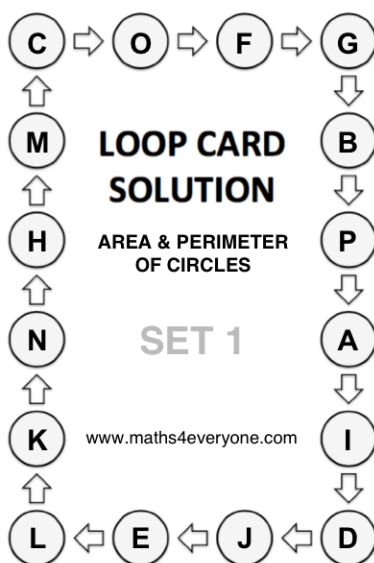
www.maths4everyone.com

LOOP CARD SOLUTION
AREA & PERIMETER OF CIRCLES

SET 1

www.maths4everyone.com

Ref: 017-1



INSTRUCTIONS

SINGLE PLAYER

- Shuffle the cards.
- Choose any card and work out the answer to its question.
- Put this card face down on the table.
- Look through the rest of the pack, find the card that has the answer from the first card and answer its question, putting this second card, face down, on top of the first card.
- Now find the card that has this answer on it and repeat the process of finding the answer to one card at the top of another card, answering the question etc., until you have answered all the questions on all of the cards.
- Use the Solution Card to check that you have put the cards in the correct order.
- Shuffle the cards and repeat the game, but try timing yourself!

MULTIPLE PLAYERS

- Each player has their own pack of shuffled cards.
- They start at the same time and sees who finished quickest.
- A 20 second time penalty is given for each card that does not correctly follow on from the previous one.

VARIATION

- Each player has a different pack of cards and race each other (the finish time for the players is recorded).
- Answers are checked and a 20 second time penalty is given for each card that does not correctly follow on from the previous one.
- Players then swap packs and race again.
- The player with the least total time wins.

www.maths4everyone.com