

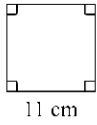
3 cm

LOOP CARDS
AREA & PERIMETER
OF RECTANGLES




CARD A

Work out the perimeter of the square...



SET 2



Find Answer

www.maths4everyone.com

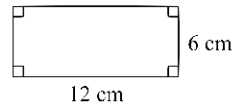
10 cm

LOOP CARDS
AREA & PERIMETER
OF RECTANGLES




CARD B

Work out the perimeter of the rectangle...



SET 2



Find Answer

www.maths4everyone.com

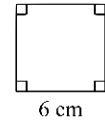
8 cm

LOOP CARDS
AREA & PERIMETER
OF RECTANGLES

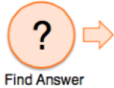


CARD C

Work out the area of the square...



SET 2



Find Answer

www.maths4everyone.com

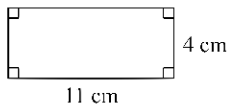
7 cm

LOOP CARDS
AREA & PERIMETER
OF RECTANGLES

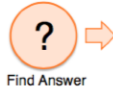


CARD D

Work out the area of the rectangle...



SET 2



Find Answer

www.maths4everyone.com

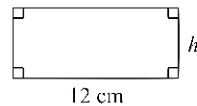
44 cm²

LOOP CARDS
AREA & PERIMETER
OF RECTANGLES



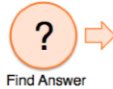
CARD E

The perimeter of the rectangle is 36 cm



Work out the height (*h*)

SET 2



Find Answer

www.maths4everyone.com

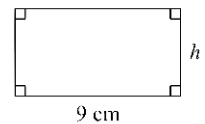
6 cm

LOOP CARDS
AREA & PERIMETER
OF RECTANGLES



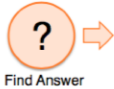
CARD F

The area is 45 cm²



Work out the height (*h*)

SET 2



Find Answer

www.maths4everyone.com

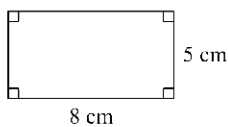
44 cm

LOOP CARDS
AREA & PERIMETER
OF RECTANGLES




CARD G

Work out the area of the rectangle...



SET 2



Find Answer

www.maths4everyone.com

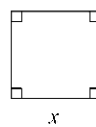
30 cm

LOOP CARDS
AREA & PERIMETER
OF RECTANGLES




CARD H

The area of the square is 16 cm²



Work out the value of *x*

SET 2



Find Answer

www.maths4everyone.com

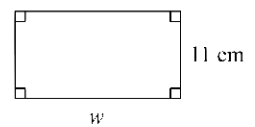
36 cm²

LOOP CARDS
AREA & PERIMETER
OF RECTANGLES




CARD I

The perimeter is 42 cm



Work out the width (*w*)

SET 2



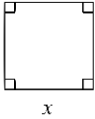
Find Answer

www.maths4everyone.com


→ 36 cm **LOOP CARDS**
AREA & PERIMETER OF RECTANGLES

☆☆ **CARD J**

The perimeter of the square is 28 cm



Work out the value of x

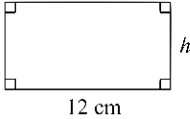
SET 2  → Find Answer

www.maths4everyone.com


→ 9 cm **LOOP CARDS**
AREA & PERIMETER OF RECTANGLES

☆☆ **CARD K**

The perimeter is 30 cm



Work out the height (h)

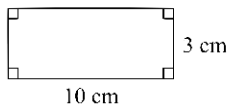
SET 2  → Find Answer


www.maths4everyone.com

→ 40 cm² **LOOP CARDS**
AREA & PERIMETER OF RECTANGLES

☆☆ **CARD L**

Work out the perimeter of the rectangle...



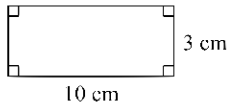
SET 2  → Find Answer


www.maths4everyone.com

→ 4 cm **LOOP CARDS**
AREA & PERIMETER OF RECTANGLES

☆☆ **CARD M**

Work out the area of the rectangle...



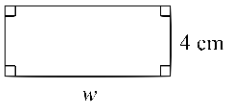
SET 2  → Find Answer

www.maths4everyone.com


→ 30 cm² **LOOP CARDS**
AREA & PERIMETER OF RECTANGLES

☆☆ **CARD N**

The area of the rectangle is 32 cm²



Work out the width (w)

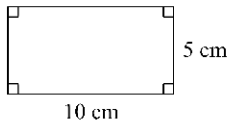
SET 2  → Find Answer


www.maths4everyone.com

→ 26 cm **LOOP CARDS**
AREA & PERIMETER OF RECTANGLES

☆☆ **CARD O**

Work out the perimeter of the rectangle...



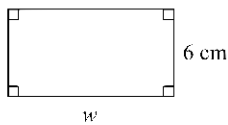
SET 2  → Find Answer

www.maths4everyone.com


→ 5 cm **LOOP CARDS**
AREA & PERIMETER OF RECTANGLES

☆☆ **CARD P**

The area is 54 cm²



Work out the width (w)

SET 2  → Find Answer

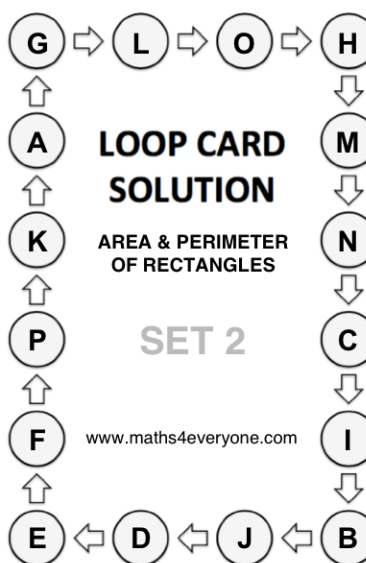
www.maths4everyone.com

LOOP CARD SOLUTION
AREA & PERIMETER OF RECTANGLES

SET 2

www.maths4everyone.com

Ref: 016-2



INSTRUCTIONS

SINGLE PLAYER

- Shuffle the cards.
- Choose any card and work out the answer to its question.
- Put this card face down on the table.
- Look through the rest of the pack, find the card that has the answer from the first card and answer its question, putting this second card, face down, on top of the first card.
- Now find the card that has this answer on it and repeat the process of finding the answer to one card at the top of another card, answering the question etc., until you have answered all the questions on all of the cards.
- Use the Solution Card to check that you have put the cards in the correct order.
- Shuffle the cards and repeat the game, but try timing yourself!

MULTIPLE PLAYERS

- Each player has their own pack of shuffled cards.
- They start at the same time and sees who finished quickest.
- A 20 second time penalty is given for each card that does not correctly follow on from the previous one.

VARIATION

- Each player has a different pack of cards and race each other (the finish time for the players is recorded).
- Answers are checked and a 20 second time penalty is given for each card that does not correctly follow on from the previous one.
- Players then swap packs and race again.
- The player with the least total time wins.

www.maths4everyone.com